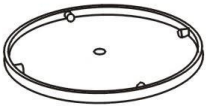
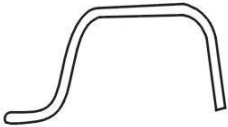






6 Piece Furniture Set

Assembly and Safety Instructions - Please read before use

PARTS (Please check that you have all the parts before proceeding)	
(A) 	x(1)
(B) 	x(4)
(C) 	x(2)
(D) 	x(8)
(E) 	x(8)
(F) 	x(1)

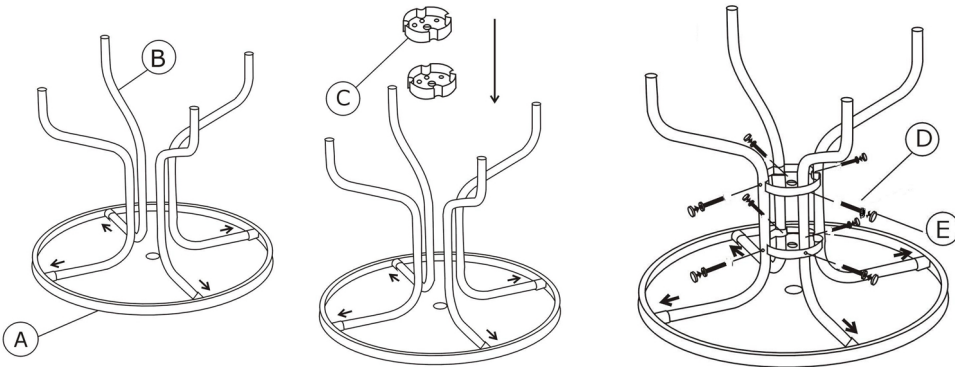
ASSEMBLY

TABLE

1. Position the Tabletop (A) upside down on a soft, flat surface.
 2. Insert the legs (B) into the corresponding holes on the inside of the tabletop (A).
 3. Lower the upper leg brace (C) between the legs (B) and align it with the corresponding holes on the inside of the legs (B). Insert a bolt from the bolt/washer/nut set (E) through a washer, then through from the outside of the leg (B) and attach a washer and a nut. Partially tighten the nut onto the bolt. Repeat to attach the remaining Legs (B) to the upper leg brace (C).
 4. Repeat step 3 to attach the lower leg brace (C).
 5. Position the assembled table right side up.
- CAUTION: Always place the table on a flat, level, stable surface.

CHAIRS

This unit includes four pre-assembled folding chairs. Unfold and place the chairs around the table and on a flat, level, stable surface.



CARE AND MAINTENANCE

NOTICE: Do not use harsh or abrasive pads or cleaning solvents on this product.

Cleaning:

- Use a soft, damp cloth to clean the metal surfaces.
- A glass cleaner may be used to clean the glass surface of the Tabletop.
- Spot clean the Chairs as needed (using a soft cloth and a mild soap and water mixture). Allow them to dry before storing.

Storage:

- Remove the Umbrella from the Tabletop.
- To prevent mildew formation, ensure all parts are dry for storage.
- Store in a cool, clean, dry location out of foot traffic areas to avoid a tripping hazard.

Rust on Metal Finishes:

- Rust is unavoidable when metal products are used outdoors. Rust is the chemical reaction between oxygen, water, and metal. To help avoid rust:
- Keep metal outdoor furniture out of bad weather as much as possible.
 - Avoid knocking metal parts against each other or dragging items across a concrete or tile floor. Each damaged area in the metal is a place for oxygen and water to contact the metal and begin rust formation.
 - Every three to four weeks, and before storing, wash metal parts with soapy water, using a soft brush in the crevices. Rinse thoroughly, dry completely, and then coat the metal with a car wax of your choice. This temporarily protects the metal from the oxygen and water in the air. As the coating is thin, it must be replenished periodically to retain its protective qualities.

WARNING - To reduce the risk of serious personal injury:

- This product includes small parts (e.g., screws, washers). To avoid possible choking hazards, use extreme caution when assembling this product near children under three years of age and pets.
- Chairs are pre-assembled. Use caution when unfolding/folding a Chair to avoid fingers or other body parts becoming entrapped between parts of the Chair.
- Keep small parts out of the reach of children under three years of age and pets.

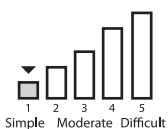
CAUTION - To reduce the risk of personal injury:

- This product is intended solely for non-commercial, non-industrial, outdoor use in the support of persons and objects within the load capacities mentioned below, and to provide shade from the sun. Do not use this product for any other purpose than intended.
- Adult supervision is necessary when a child is using this product. Never leave a child unattended while they are using this product.
- Do not stand or sit on the patio table; do not stand on the chairs. Do not use the patio table or the chairs as a stepladder.
- Although the parasol provides shade, users of this product should still wear protection against the burning effects of sunlight on their skin.
- Keep the product away from open flames and other heat sources.
- Always place the product on a flat, level, stable surface.
- Inspect the product monthly. Make sure all parts are secure, retightening any screw or bolt if necessary. If any part of the product is damaged in a way that could jeopardize the safety of a user, or if any part shows a sign of instability, permanently discontinue use of the product.

NOTICE - To reduce the risk of product and/or property damage:

- Ensure all parts of the product are securely attached before each use.
- Inspect the product monthly. Ensure all parts are secure, retightening any Screw or Bolt if necessary. If any part of the product is damaged in a way that could jeopardize the safety of a user, or if any part shows a sign of instability, permanently discontinue use of the product.
- The product's umbrella is not for use during harsh weather conditions. Remove the Umbrella from the unit and store it before the arrival of harsh weather conditions.

ASSEMBLY RATING



WARNING



PINCH POINT HAZARD

Keep fingers clear of hinges
when folding and unfolding
ONLY ADULTS SHOULD SET UP
AND TAKE DOWN THIS PRODUCT

*FOR OUTDOOR USE ONLY

SAVE THESE INSTRUCTIONS FOR FUTURE REFERENCE